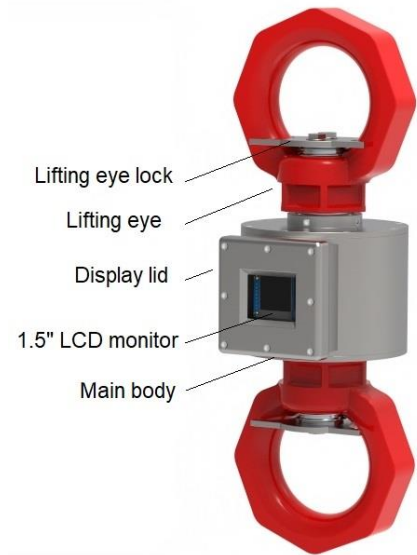
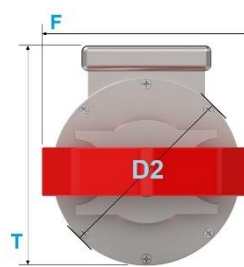
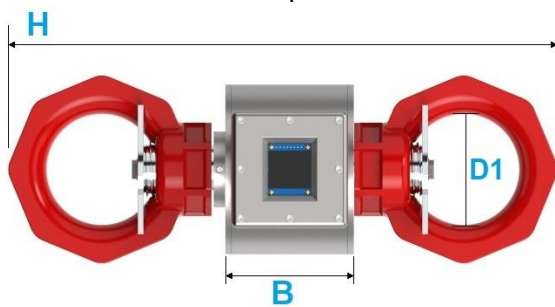




Subsea Load Monitor

Product description

- The SLM is designed with 316 steel
- Maximum working depth 500m
- Magnetic trigger for reed switch operation.
- Readability 1kg. LCD screen 1,5"
- 3.6V Lithium Thionyl Chloride D Batteries
- 500hours of operation



General

WLL (Kg)	O/A Length H (mm)	Length B (mm)	O/A Height T (mm)	O/A Width F (mm)	D1 RUD M-48	D2
10000	466	110	170	170	Ø90	Ø125

Specific

Parts	Length (mm)	Width (mm)	Height (mm)	Weight (kg)
Lifting eye lock x 2	110	80	5	0.40
Lifting eye x 2	173	170	-	10.6
Main body	-	Ø145	120	12
Full Assembly	466	Ø145	-	23

- Other sizes and depth ratings can be manufactured on request. Other functions to be operated are to be defined in conjunction with customers