
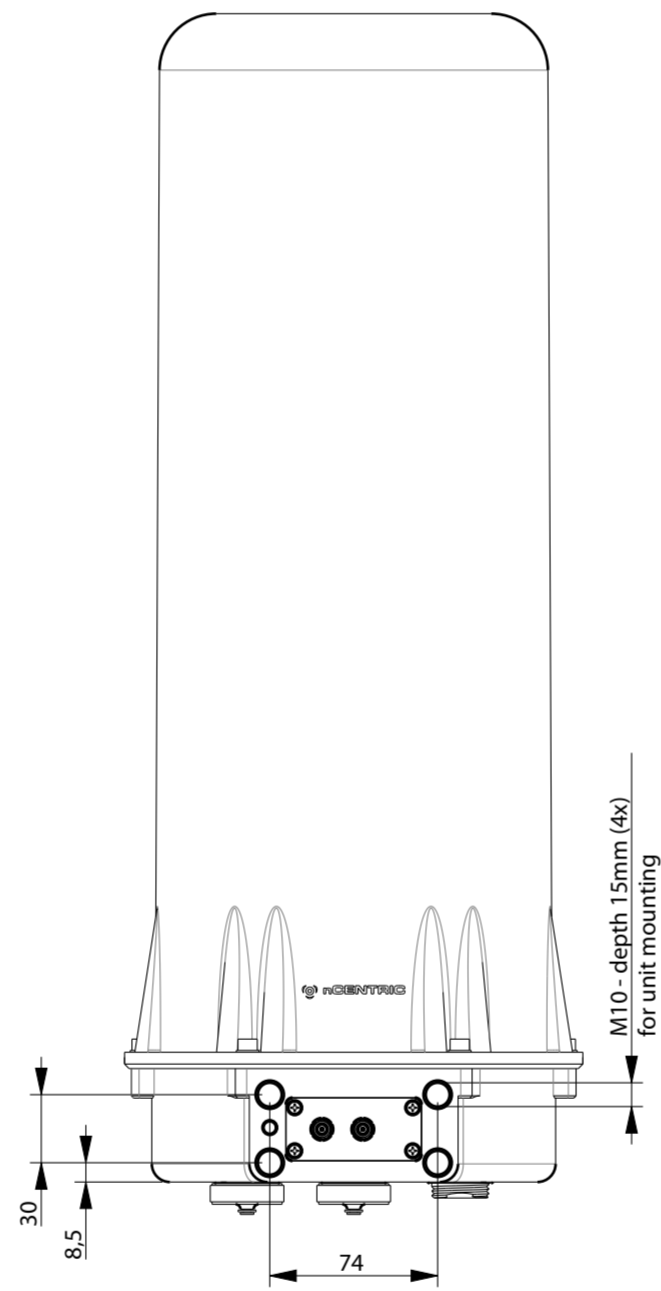





SCALE 3:10



SCALE 3:10



SCALE 3:10



SCALE 3:10

INDEX		CHANGE	DESCRIPTION OF MODIFICATION				DATE	NAME	
B	PROTECTION COVERS ADDED ON CONNECTORS						28/01/13	DAVR	
A							07/12/12	DAVR	
ALL DIMENSIONS ARE IN MM							SCALE	MATERIAL	WEIGHT (Kg)
General Tolerances ISO2768mK							1:1		7.13
Nin.	0.5	30	120	315			PART NAME		
Dim.	30	120	315	1000	PUNCH	BEND	MILLING	LAYOUT AND MOUNTING	
Tol.	± 0.2	± 0.3	± 0.5	± 0.8	± 0.15	± 0.25	± 0.05	PROJECT	
nCENTRIC							NC300010		
This document is confidential and may not be made use of by or communicated to third parties without permission of nCentric.							SHEET 1 OF 1		